


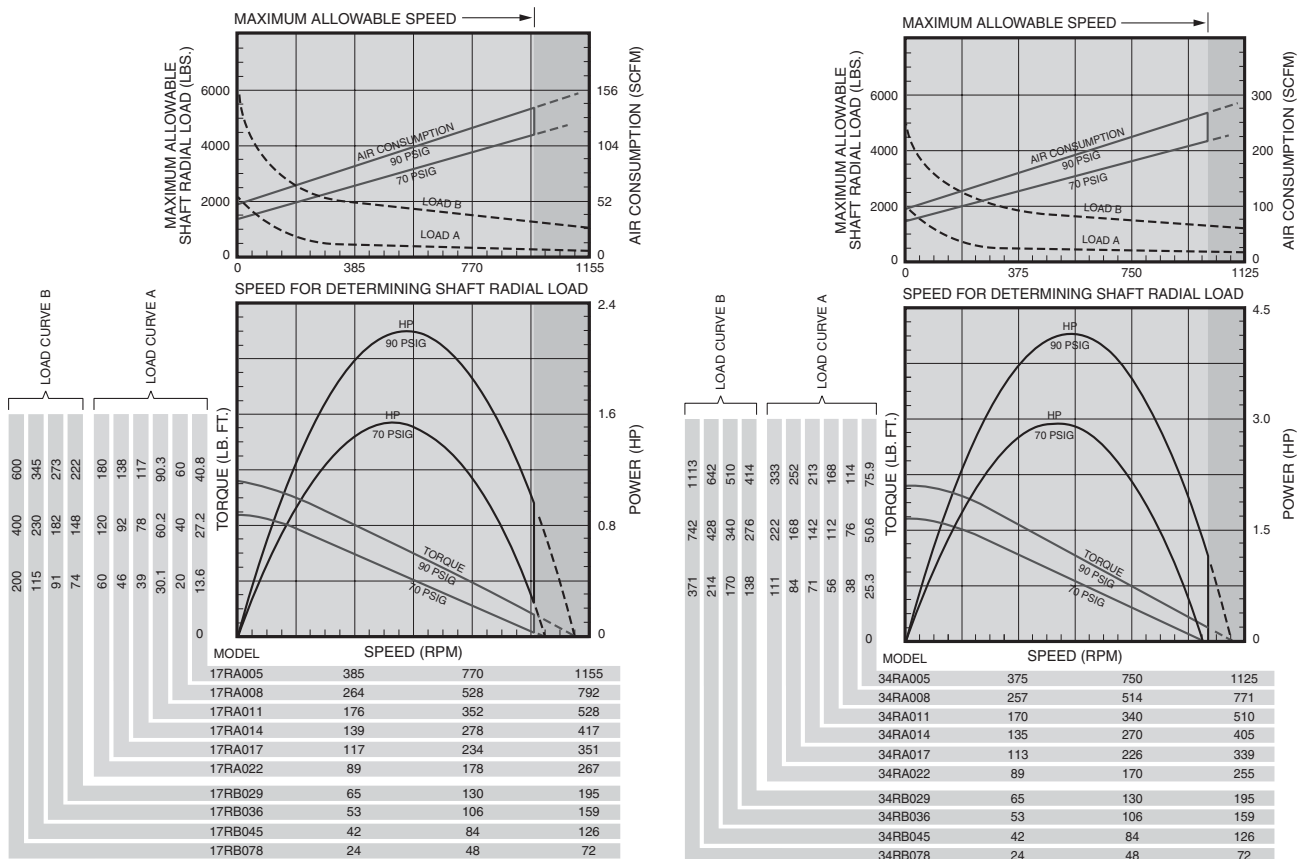
Series 17RA, 17RB, 34RA and 34RB Multi-Vane Air Motors



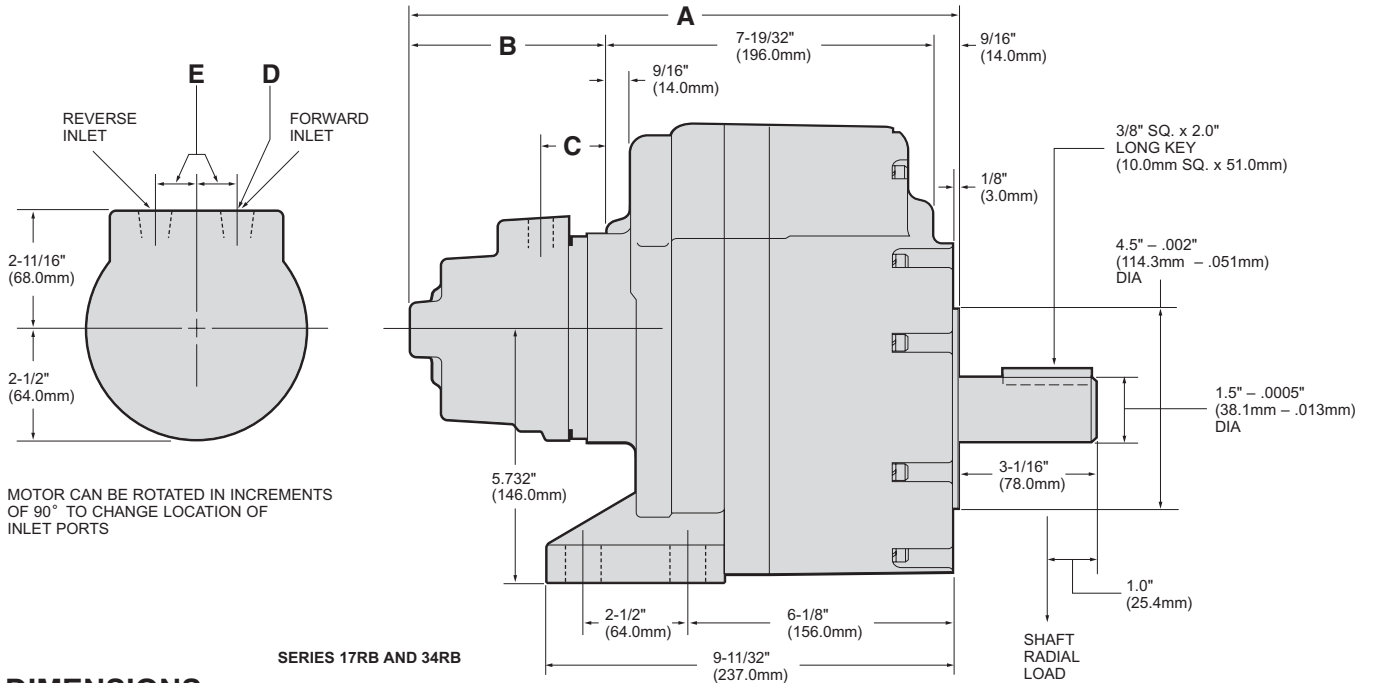
SPECIFICATIONS

Model	Max. Power		Speed at Max. Power	Free Speed▲	Starting Torque		Stall Torque		Air Consumption at Max. Power		Weight	
	hp	kw	rpm		rpm	lb.-ft.	Nm	lb.-ft.	Nm	scfm	m ³ /m	lb.
Reversible												
17RA005	2.3	1.72	562	1110	24	32.5	37	50.2	103	2.92	40	18.1
17RA008	2.3	1.72	383	760	35	47.5	54.5	73.9	103	2.92	40	18.1
17RA011	2.3	1.72	254	505	53	71.9	82	111	103	2.92	40	18.1
17RA014	2.3	1.72	201	400	67	91	104	141	103	2.92	40	18.1
17RA017	2.3	1.72	169	335	80	109	124	168	103	2.92	40	18.1
17RA022	2.3	1.72	129	255	105	142	163	221	103	2.92	40	18.1
17RB029	2.2	1.64	97	187	120	163	201	273	100	2.83	72	32.7
17RB036	2.2	1.64	79	152	148	201	248	336	100	2.83	72	32.7
17RB045	2.2	1.64	62	121	187	254	312	423	100	2.83	72	32.7
17RB078	2.2	1.64	36	69	327	443	545	739	100	2.83	72	32.7
34RA005	4.1	3.06	560	1080	41	60	69	93.6	183	5.18	43	19.5
34RA008	4.1	3.06	385	740	65	88	101	137	183	5.18	43	19.5
34RA011	4.1	3.06	255	490	98	133	152	206	183	5.18	43	19.5
34RA014	4.1	3.06	201	390	124	168	192	260	183	5.18	43	19.5
34RA017	4.1	3.06	168	325	148	201	229	311	183	5.18	43	19.5
34RA022	4.1	3.06	128	245	195	264	301	408	183	5.18	43	19.5
34RB029	4	2.98	99	187	224	304	374	507	180	5.1	75	34
34RB036	4	2.98	80	152	277	376	462	627	180	5.1	75	34
34RB045	4	2.98	63	121	348	472	581	788	180	5.1	75	34
34RB078	4	2.98	36	69	606	822	1010	1370	180	5.1	75	34

▲ ALL models must be operated with sufficient load to prevent speed from exceeding maximum allowable speed shown on performance curve. Performance figures are at 90 psig (620 kPa) air pressure.



SERIES 17RA, 17RB, 34RA, 34RB DIMENSIONS



DIMENSIONS

SERIES	A		B		C		D	E	
	in.	mm	in.	mm	in.	mm	NPT	in.	mm
17RB	13 7/16	332	4 29/32	125	2 3/16	56	3/8"	7/8	22
34RB	14 13/16	376	6 21/32	169	2 5/32	58	1/2"	1 3/16	30

